

***Kit 30124 Ford 302
Serpentine Drive System
With Remote Power Steering***

Parts list

1-30028 Alternator Bracket

1-30028-A.....Alternator Bracket
1-30005-A.....Alt Re-locator bracket
1-S160.....5/16-18 x 2-3/4" SHCS
1-S170.....5/16-18 x 4" SHCS
1-S176.....5/16-18 x 6" SHCS
1-S248.....3/8 x 1" SHCS
1-S250.....3/8 x 1-1/4" SHCS
1-S378.....7/16-14 x 6-1/2" SHCS
1-S622.....3/8" Lock Nut
1-RA-5.500Adjustment Rod
1-TP3-.400400 Spacer Tube
1-TP5-1.2501.250 Spacer Tube
1-TP5-2.1502.150 Spacer Tube
1-TP7-2.5602.560 Spacer Tube

1-30044 Remote Power Steering Bracket

1-30044-A.....P/S Bracket Body
1-S170.....5/16-18 x 4" SHCS
2-S176.....5/16-18 x 6" SHCS
2-S551.....M8 x 25 MM SHCS
1-TP5-.600600 Spacer Tube
2-TP3-1.7301.730 Spacer Tube

2020-206 Pulley Kit

1-2008-A.....Crank Pulley
1-2012-A.....Water Pump Pulley
1-650-A.....Power Steering Pulley
1-320-A.....Water Pump Cover
1-306-A.....Alternator Cap
1-221-A.....Alternator Fan
1-206-A.....Alternator Pulley
3-S028.....8-32 x 1" SHCS
3-S144.....5/16 x 7/8" SHCS
4-S183.....5/16 x 5/8" SHCS
4-S248.....3/8 x 1" SHCS
1-S685.....11/16" Lock Washer



Tech Line 1-888-729-9070

www.marchperf.com

info@marchperfinfo.com

Photo 1

Install the crank Pulley (2008-A) using four 3/8 x 1" SHCS (S248). Install the water pump pulley (2012-A) and pulley cap (320-A) using four 5/16 x 5/8 SHCS (S183).





Photo 2

Mount the alternator bracket (30028-A) to the water pump. In the upper hole use a 5/16 x 4" SHCS (S170) and a (TP5-1.250) spacer tube. In the lower hole use a 5/16 x 6" SHCS (S176) with a TP5-2.150 spacer

Photo 3

Mount a Ford alternator to the bracket using a 7/16 x 6-1/2" SHCS (S378) and space with a (TP7-2.560) spacer tube. You may now add the alt fan (221-A) the alt pulley (206-A) and secure with the (S685) lock washer and nut using a impact to secure. Now add the alternator cap (306-A). Secure the cap with three 8-32 x 1" SHCS (S028).





Photo 4

Mount the (30005-A) re-locator to the top ear of the alternator using a 3/8 x 1" SHCS (S248) then install the (RA-5.500) adjustment rod to the re-locator bracket using a 3/8 x 1-1/4" SHCS (S250) and a 3/8 lock nut (S662). Now attach the adjustment rod to the water pump center hole using a 5/16 x 2-3/4" SHCS (S160) and use a (TP3-.400) spacer between the rod and the water pump.



Photo 5

Install the P/S bracket (30044-A) to the water pump in the following order. Top hole 5/16 x 4" SHCS (S170) and a 1.730 spacer tube (TP3-1.730). In the center hole use a 5/16 x 6" SHCS (S176) with a 1.730 spacer tube (TP3-1.730) in the lower hole use a 5/16 x 6" SHCS (S176) with a .600 spacer tube (TP5-.600).



Photo 6

Install the P600-A power steering hub to your remote power steering using a power steering installation tool. The default location for the hub is to be mounted with the face being flush with power steering shaft. It is made to be adjusted to fit your specific application to line up with pulleys.

Photo 7

To install the pump, locate pump so that the power steering lines point up towards the hood of vehicle. Then in the two countersunk holes use two M8 x 25 MM SHCS (S551) to mount pump to bracket. Then install the (650-A) power steering pulley using three 5/16-18 x 7/8" SHCS (S144).





Photo 8

Install the 68.5" belt as shown making sure the adjustment rod is all the way in. It may be necessary to remove adjustment rod from alternator ear to install belt. Once belt is on, extend the adjustment rod to secure and tension the belt. After installing the belt recheck all bolts and alignment of the belt.



Tech Line 1-888-729-9070
www.marchperf.com
info@marchperinfo.com

MARCH PERFORMANCE, INC. • 16160 PERFORMANCE WAY • NAPLES, FLORIDA 34110
LIMITED WARRANTY

March Performance warrants to the original retail purchaser that for a period of ninety (90) days from the date of purchase, March Performance will repair or replace, at their option, any Product, which is found to be defective in material or workmanship.

Exclusions from Warranty Coverage

March Performance does not warrant any Product that is damaged from abuse, misuse or misapplication or not used for its intended purposes.

This Limited Warranty does not cover or apply to any damage or loss sustained to the engine or any other parts which may have been caused by the defective Product and does not cover or apply to any personal injury, labor charges or any other incidental costs for damages caused by the defective Product. THIS IS THE ONLY EXPRESS WARRANTY GIVEN WITH RESPECT TO YOUR PRODUCT. ALL OTHER EXPRESS WARRANTIES, GUARANTEES, OR STATEMENTS REGARDING THE PRODUCT, WHETHER WRITTEN OR VERBAL, ARE HEREBY DEEMED NULL AND VOID AND OF NO EFFECT.

Normal wear and tear and damage to the Product not caused by March Performance are also excluded from this Warranty.

DISCLAIMER OF OTHER WARRANTIES

EXCEPT TO THE EXTENT PROHIBITED BY APPLICABLE LAW, ANY IMPLIED WARRANTY WHETHER OF MERCHANTABILITY, FITNESS FOR A PARTICULAR PURPOSE, OR WARRANTY, SOME STATES DO NOT ALLOW LIMITATIONS ON HOW LONG AN IMPLIED WARRANTY WILL LAST SO THAT THE PRECEDING LIMITATION MAY NOT APPLY TO YOU.

Limitation on Remedies

REPAIR OR REPLACEMENT AS PROVIDED IN THIS WARRANTY IS YOUR EXCLUSIVE REMEDY. MARCH PERFORMANCE SHALL NOT BE LIABLE FOR ANY INCIDENTAL OR CONSEQUENTIAL DAMAGE FOR BREACH OF ANY EXPRESS OR IMPLIED WARRANTY ON THE PRODUCT. SOME STATES DO NOT ALLOW THE EXCLUSION OR LIMITATION OF INCIDENTAL OF CONSEQUENTIAL DAMAGES SO THE PRECEDING LIMITATION OR EXCLUSIONS MAY NOT APPLY TO YOU. YOU HAVE NO RECOURSE OR REMEDY FOR DAMAGE OR DEFECT CAUSED BY MISUSE, ABUSE OR NEGLIGENCE.

THIS WARRANTY GIVES YOU SPECIFIC RIGHTS AND YOU MAY ALSO HAVE OTHER RIGHTS, WHICH MAY VARY FROM STATE TO STATE.

Your Responsibilities:

1. Use and install the Product only for its intended purpose.
2. To avail yourself of this Limited Warranty, return the Product with a copy of the paid receipt, postage paid to:
MARCH PERFORMANCE
16160 PERFORMANCE WAY
NAPLES, FL 34110
3. When returning the Product, you must follow the directions set forth on the Warranty/Return Form on the reverse side of this Limited Warranty. If you no longer have the Warranty/Return Form, one may be obtained by contacting March Performance during normal business hours at: (888) 729-9070.
4. Shipping and/or transportation costs returning the Product to March Performance and any damage caused during shipping are your responsibility. March Performance will pay for shipping and/or transportation costs incurred in returning the Product to you.

LIMITED WARRANTY WARRANTY/RETURNS FORM

No product mounted is considered for credit unless it is a manufacturer defect.

All products returned for any reason must reference an authorization number (RGA). The RGA number is obtained by calling place of purchase during normal business hours. **Any product returned without the RGA# written on the return package next to the return shipping label will be refused.**

All returns must ship via UPS and be properly packaged in the original carton. Return freight charges are the responsibility of the customer unless the product was shipped in error.

March product returned after (1) year from date of purchase will not be accepted unless it is found to be a manufacturer defect. **The customer must include a written statement describing the alleged product defect.** The complete Limited Warranty is set forth on the reverse side.

100% credit issued on manufacturer defects

20% return fee on all reshelvable product

70% return fee on all repairable product

NO CREDIT WILL BE ISSUED ON RETURNED PRODUCT BEYOND REPAIR

March Performance thoroughly inspects all returns. It is the sole discretion of March Performance in determining the condition of all returned merchandise.

To receive replacements at no charge the original product must first be received and inspected by March Performance for determination. Immediate replacements may be purchased and later credited upon inspection determination.

Please Complete the Information below, detach and include with returned product.

RGA# _____ CT# _____ Issued by: _____ Date _____

Purchaser's Name _____ Phone _____

Address _____

Purchased Directly Through _____ Invoice# _____

Product ID _____ Invoice Date _____

Reason _____

**** MOUNTED PRODUCTS ARE NONREFUNDABLE ****